

At the Intersection of Gender and Class: How Were Newly Enfranchised Women Mobilized in Sweden?

Mona Morgan-Collins

Assistant Professor, Durham University

Grace Natusch

The Civil Service, United Kingdom ¹

Abstract

How were the most underprivileged women mobilized after suffrage? Newly enfranchised women faced a multitude of barriers to voting and this was especially the case for working-class women. We theorize that working-class women were more likely to acquire civic attitudes and information through ties with neighbors of the same class than working-class men or privileged classes. Working-class women's typical employment and domestic responsibilities provided the most opportunities, motivation and need for local networks, while limiting the opportunities to acquire political resources via outside employment or voluntary associations typically available to other social groups. Utilizing an original dataset of individual voting records in a mid-sized industrial city during interwar period in Sweden, we employ a difference-in-differences design that isolates neighbor effects from confounders at the individual level. Consistent with our argument, we find that class homogeneity of neighbors enhanced working-class women's turnout, but not that of privileged classes and working-class men.

Keywords: women's suffrage, voting behavior, political development, democratization

¹We would like to thank various people for their advice and feedback including Ana Catalano Weeks, Soledad Prillaman, Rachel Bernhard, Jeong Kim, Dawn Teele, Oyvind Skorge, Diana O'Brian, Melanie Hughes, Carissa Tudor, Rosalind Shorrocks, Selina Hofstetter, Amanda Clayton, Tessa DiTonto, Malu Gatto, Nick Vyvian, Gidon Cohen, Patrick Khun, Julie Novkov, Drude Dahlerup, Monique Leyenaar, Lenita Freidenvall, and participants at seminars at the LSE, Newcastle University, and at EGEN, ECPG, PSA and APSA conferences. Please send any comments at mona.morgan-collins@durham.ac.uk.

While suffrage provides *de jure* access to the polls, it does not guarantee *de facto* electoral participation of previously disenfranchised groups. Given that groups barred from suffrage tend to be socially and economically marginalized, newly enfranchised electorates are likely to struggle taking advantage of their new political rights (see Corder and Wollbrecht 2006, 2016; Kim 2017 on women). Indeed, while women’s suffrage cut a sharp end to the exclusion of women from the public sphere, it did not immediately challenge the gendered character of work and family that limited women’s access to education, resourceful employment outside the home and associated networks. This was especially the case for working-class women, who faced the most severe obstacles to political resources. So how did the most underprivileged group among newly enfranchised women overcome ‘double barrier’ of their class and gender and secure *de facto* political voice after suffrage?

Despite repeated calls for intersectional approaches in democratization scholarship (Caraway 2004; Baldez 2010, p.202), the exploration of early women’s voting behavior by another category has been limited by a virtual lack of individual-level data. In this research, we rise to this challenge by taking advantage of unique data from electoral registers in a mid-sized industrial city in Sweden. This individual-level data allows us to apply intersectional lens to the study of women’s turnout immediately after suffrage expansion.

Through the analysis of our original dataset, we propose a class-specific pathway from *de jure* to *de facto* inclusion of women in the public sphere: local networks. We argue that newly enfranchised working-class women at the turn of the twentieth century assessed political resources through social ties with neighbors to a greater extent than working-class men or privileged classes. Social and institutional barriers to women’s outside employment, combined with caring responsibilities at home without access to private childcare, meant that working-class women’s typical economic, social and political engagements were more often local. In turn, working-class women’s opportunities to develop civic skills and to acquire political information through outside employment or voluntary associations were more limited than that of working-class men and privileged classes. Working-class men had

better opportunities to access political resources through outside employment and associated networks such as unions than working-class women. Upper and middle-class women could rely on political resources associated with their privileged class or access resources through voluntary associations.

Classic neighborhood studies demonstrate how the opportunity to forge social ties with neighbors fosters propensity to vote (e.g. Huckfeldt and Sprague 1995; Cho, Gimpel and Dyck 2006; Fieldhouse and Cutts 2012; Johnston et al 2005; McClurg 2006). Being surrounded by those who are ‘alike’ is theorized to induce political conformity and to ease information flows (Mutz 2002; Sinclair 2013), both of which fosters political participation. However, scholars do not sufficiently explore the theoretical *conditions* that underpin the theorized effects and therefore mostly fail to explore heterogeneity of ‘neighbor effects’ across social groups. Specifically, classic neighborhood studies rarely conceptually differentiate between ‘living nearby’ and ‘politically interacting’ with neighbors and between shared ‘social’ and ‘political’ identity of neighbors. Yet unless neighbors typically interact with one another, and unless the shared social identity of interacting neighbors is sufficiently politicized, living in a socially homogeneous locality may not increase turnout. We argue that once the propensity to foster social ties with neighbors and the propensity of social identity to become politicized is taken into account, being surrounded by neighbors who are ‘alike’ may induce the propensity to vote of some social groups more than others. We argue that neighbor-effects should be more pronounced among newly enfranchised working-class women at the turn of the twentieth century than for other social groups.

In order to probe whether working-class women’s opportunities and motivation to forge local ties with neighbors of their class fostered their turnout more than working-class men and privileged classes, we generate an original dataset of about 5,000 individual voting records from electoral registers in a single Swedish city of Södertälje between 1921 and 1934. Collecting individual level data of such quality and detail is not feasible for large populations, which naturally limits the geographical scope of our study in exchange for an intersectional

approach to early women’s voting. To address the issues implied by such trade-offs, we therefore devote special attention to case selection and generalizability. The character of a fairly typical industrializing mid-sized city provides a good testing ground: even though spatial proximity of neighbors is higher, it is a tough test given the city’s high mobility, employment heterogeneity and opportunities for social ties with non-neighbors. In addition, understanding the historical pathways to the success of women’s political mobilization in Sweden seems important, especially given that Sweden did not stand out in terms of women’s employment or industrialization at the turn of the twentieth century (Figure A17).

Utilizing our original individual-level dataset, we apply a cross-sectional difference-in-differences approach that allows us to isolate neighbor effects from individual confounders. As theorized, we find that working-class women were more likely to vote if surrounded by working-class neighbors than working-class women surrounded by mixed-class neighbors. In turn, we find that women and men of privileged classes and working-class men did not respond to class composition of neighbors. Testing the proposed mechanisms, we suggest that working-class women’s social conformity to local norms and access to political information helped to drive the observed ‘neighbor effects’. Taking advantage of unique census data from 1928, we then provide ecological evidence that our findings are generalizable beyond Södertälje to all Swedish towns and that our theoretical framework can explain observed patterns in rural settings.

This paper has important implications for women’s representation. While scholars focus on *de jure* inclusion of women, such as inclusive quotas, power-sharing arrangements and party organizations (e.g. Folke and Rickne 2016; Hughes 2011; Kittilson and Schwindt-Bayer 2010), we suggest that *de facto* inclusion of women is equally important. Uncovering how the most underprivileged group among newly enfranchised women mobilized seems paramount to our understanding of how social inequalities may limit *de facto* inclusion of the most underprivileged groups even under *de jure* inclusive institutions.

Where We Are: Explaining Turnout of Newly Enfranchised Women

Recent research demonstrates how inclusive context fostered turnout of early women voters. Skorge (forth.) documents how introduction of a proportional electoral system in Norway enhanced politicians' incentives to mobilize women and therefore increased their relative turnout to men. In turn, Kim (2017) argues that direct democracy at the local level in Sweden increased women's sense of efficacy and therefore their turnout. On the other hand, Corder and Wolbrecht (2006) find that barriers to voting, such as poll taxes or strict registration requirements, affected women more than men. In addition, Corder and Wolbrecht (2016) show that newly enfranchised women were more likely to vote relative to men in highly competitive states. Despite the immense merits of demonstrating the robust impact of contextual factors for early women's turnout, these studies cannot explain why some women were more likely to vote within the same institutional context.

In turn, scholars of women's post-war political participation demonstrate the importance of civic institutions, such as education and outside employment (e.g. Burns, Schlozman and Verba 2001; Iversen and Rosenbluth 2006; Rosenstone and Hansen 1993, p.160). Civic institutions encourage women's turnout by providing vital political resources, such as better information, independent income, and by helping to cultivate civic skills, social networks, or even gender consciousness. However, it is not clear to what extent education and associated employment can comprehensively explain turnout of women at the turn of the twentieth century. After World War II, the increase in women's employment reflected entry of married women to clerical and public sector jobs that provided ample political resources. Before the war, most married women faced formal and informal barriers to *outside* employment. In addition, most jobs available to women seeking employment, such as domestic service, casual work, domestic manufacturing or work in family enterprises, did not require extensive education, were not unionized and often did not provide independent income or access to

networks outside of one's community (Costa 2000; Kessler-Harris 2007; Stanfors 2003).

Given women's barriers to outside employment, political development scholars identify alternative pathway to political resources for women at the turn of the twentieth century: voluntary networks. Carpenter and Moore (2014) argue that women's anti-slavery canvassing provided organizational experience and networks to women that enhanced their future political mobilization. Indeed, Carpenter et al 2018 finds that women's turnout after the ratification of the Nineteenth Amendment was higher in states with greater pre-suffrage petitioning for the vote. In turn, Morgan-Collins (2021) argues that American suffragists helped to generate group consciousness and provided information that enabled women not only to mobilize, but also to coordinate electorally on progressive issues. However, women's engagement in organized activities or voluntary associations was mostly an experience of privileged women (Evans 2012, p.144-5). While some working-class women participated in working-class associations or took part in civic activities, their opportunities to do so were more limited, often reflecting gendered responsibilities at home without access to private childcare.

Despite the recent advances in our understanding of the roots of women's political participation, it therefore remains to be explained how did the most underprivileged of newly enfranchised women access information and develop civic skills that enabled them to take advantage of their newly gained right to vote.

Theoretical Framework: Mobilization Through Social Ties with Neighbors

We argue that newly enfranchised working-class women at the turn of the twentieth century were mobilized through local networks to a greater extent than working-class men or privileged classes. Drawing on classic accounts that highlight the importance of local networks for political participation, we expect that working-class women were more likely to vote

when surrounded by working-class neighbors and that such effects were more pronounced for working-class women than for working-class men or privileged classes. We argue that this reflects working-class women's stronger motivation and opportunity to interact with neighbors and working-class women's stronger politicization of working-class identity, not that of women workers. In the remainder of this section, we discuss why motivation to interact with neighbors may determine that only some social groups are responsive to local context and why politicization of shared identity among neighbors may determine that only some identities drive such responsiveness.

Social Interaction: Which Social Groups Forge Ties with Neighbors?

We expect working-class women's turnout to be more responsive to social composition of their neighbors than that of working-class men and privileged women because working-class women were more likely to forge ties with neighbors. We argue that this is because social composition of neighbors affects turnout *only* for social groups who typically interact with neighbors.

Classic neighbor studies suggest that having neighbors who are 'alike' encourages mobilization and identify two main channels through which mobilization occurs: *political conformity* and *political information*. However, both channels implicitly assume that social homogeneity of neighbors increases mobilization only if it provides greater opportunity for interactions with those 'alike'. Frequent interactions with neighbors who are 'alike' induce conformity to the groups' civic norms through strengthening group identity (Postmes and Branscombe 2002) or social pressure (Mutz 2002). In addition, frequent interactions with neighbors who are 'alike' improve information flows between neighbors, or through exchanges with a local opinion leaders and informed local canvassers (Sinclair 2013; Mutz 2002). This secondary mobilization is also especially valuable to canvassers, who have an incentive to target well-networked individuals (Fraga 2018, p.79-80; Rosenstone and Hansen 1993, p.24-9).

While the importance of social interaction for ‘neighbor effects’ has been recognized, most ‘neighbor’ studies do not conceptually differentiate between ‘living’ in close proximity to neighbors who are ‘alike’ and ‘interacting’ with neighbors who are ‘alike’. Yet unless neighbors look to one another for political interaction, conformity is unlikely to be enforced and information unlikely to be transmitted. For example, professionals may mostly forge political networks with other professionals in outside employment or a union, while having much weaker incentives to forge such ties with their neighbors. On the other hand, those without outside employment or those employed locally have an incentive to cultivate ties with neighbors - the only network readily available to them. Indeed, urban sociologists often point to the persistent importance of neighbor ties among women and low income groups that otherwise have fewer opportunities for outside relations (e.g. Henning and Lieberg 1996 on Sweden; Völker, Flap and Lindenberg 2007 on the Netherlands). In political science, Fuchs (1955) has directly linked limited social networks of American Jewish women outside of their neighborhood to their voting behaviour. The failure to account for neighbors’ likelihood of political interactions may explain why mobilization appeals do not always spillover to neighbors (Sinclair 2012, ch.2), or why young people do not respond to voting propensity of their neighbors (Fieldhouse and Cutts 2012).

At the turn of the twentieth century, working-class women had the strongest opportunity and motivation to interact with neighbors. Despite the changing social and economic status of women that accompanied the first wave of suffrage, women’s role as mothers and wives continued being socially and institutionally supported (Kessler-Harris 2007, p.15). Formal employment outside the home, especially for married women, was discouraged through joint taxation, marriage bars, wage discrimination and occupational segregation (Costa 2000). At the same time, some upper and middle-class women had access to elite education and resources that enabled them to combine child rearing with activities in civic associations or even high status professions. Single working-class women who were employed outside the home, were often in non-unionized, socially isolating jobs, such as domestic service,

while married working-class women who were in need of independent income often sought *local* employment compatible with family responsibilities, such as casual work, domestic manufacturing, or work in family businesses and farms (Costa 2000).

Identity Politicization: Which Social Identity is Politicized?

We expect working-class women's turnout to respond to the proportion of workers among neighbors, not the proportion of women workers among neighbors. We argue that this is because social composition of neighbors affects political participation *only* if the majority social identity is sufficiently politicized.

Classic neighbor studies suggest that having neighbors who are 'alike' encourages mobilization of members of the majority group. However, these studies implicitly assume that the shared social identity is sufficiently politicized. Political conformity and political information induces turnout among the majority members because the group internalizes a sense of shared belonging, or shares material or symbolic grievances (Huddy 2013). Shared group identity is also valuable to organized interests and politicians who have an incentive to define the group's shared issues and to mobilize the group on those shared issues (Morgan-Collins 2021; Valenzuela and Michelson 2016).

While the importance of shared politicized identity for 'neighbor effects' has been recognized, most 'neighbor studies' do not conceptually differentiate between 'social' and 'political' identity. Yet unless neighbors have a shared political identity, interacting with neighbors will not induce mobilization along this shared identity. For example, those sharing marital status characteristics may identify as 'married', but political salience of being married is likely to be weak and therefore unlikely to enhance shared political behavior of the group. On the other hand, individuals who share a working-class identity that is highly politically salient will respond to whether their neighbors are also working-class. The failure to account for the strength of politicization of the shared identity may explain why the strength of neighbor effects varies with respect to class and religion (Foladare 1968), or why there are no

mobilization spillover effects to neighbors without taking into account their socio-economic status (Sinclair 2012, ch.2).

At the turn of the twentieth century, class identity alone was more strongly politicized than class-gender identity for working-class women. Organized women's groups, especially suffragists, contributed to the politicization of women's shared identity by defining women's issues and pressing politicians to respond accordingly (Morgan-Collins 2021). However, most early women's movements were essentially middle-class in terms of their membership and agenda (Evans 1977, p.144-5). This may at least partly reflect the fact that working-class women faced a double barrier of both class and gender, of which class was more strongly politicized and linked to immediate, material interests. Even though working-class women organized in separate women's working-class associations, their participation was often limited due to women's weak employment outside the home, weak unionization and gendered commitments at home without access to private childcare (Kessler-Harris 2007, ch.1). Social interactions with working-class neighbors and local opinion leaders would have therefore been more likely to encourage working-class women to adopt the identity of workers, not that of working-class women.

Swedish Women in Context: Labour Force and Voluntary Associations

In this section, we discuss how our argument fits with the historical context of early women voters in Sweden. We focus on women's labour force and voluntary associations to demonstrate how class shaped women's access to local networks.

Women's Labour Force At the turn of the twentieth century, Sweden did not stand out internationally with respect to women's employment. Family policies sought to bring functionally divided family model to the working-class, employers were allowed to dismiss women workers upon marriage until 1938, maternity leave was not introduced until 1937, government subsidized childcare was not established until 1943 and joint household taxation favored one-earner household until the 1970s (Haavet 2006; Stanfors 2003, p.82-7). The

incentives for women to work outside the home were further hindered by wage discrimination, occupational sex-segregation and educational disparities between women and men. The average hourly wage of female blue collar worker was nearly half of the corresponding male wage (Svensson 2004, p.204-6). Over 25% of gainfully employed women were in domestic service, 30% in agriculture and 20% in industry, compared to 40% of men in agriculture and another 40% in industry.² Work in domestic service, however, was undervalued, unregulated and deprived women of the opportunity to forge collegial social ties (Svensson 2004, p.210). Until state financed secondary schools opened up to girls in 1927, girls were only required to attend elementary school, although girls of wealthy families were educated in private secondary schools (Stanfors 2003, p.73, 146-7).

Without policies supporting a dual-earner model, motherhood thus provided institutional and logistical barriers to outside work especially for working-class women who did not have access to private childcare. Consequently, full-time work outside the home that generated independent income was typically an isolated part of women's life course even for working-class women. Single working-class women were expected to exit the labour market upon marriage, while married working-class women were mostly marginal workers who worked at times of economic need or high demand for labour (Stanfors 2003, p.10,82). In 1920, only about a third of Swedish women above 15 years old were gainfully employed outside the home, of which less than 5% were married (Åmark 2006). While these statistics underestimate the total amount of women's labour, they reflect women's weaker participation in labour force outside the home. Woman's labour that is not accounted in these statistics mostly includes women's unremunerated, informal or part-time work in the home, such as in domestic manufacturing, family enterprises or other casual work (Stanfors 2003; Vikström 2003).

Women's Voluntary Associations Swedish upper and middle-class women came to dominate charitable and philanthropic organizations in the second half of the nineteenth

²Statistisk Årsbok för Sverige 1930, Table 23, p.20.

century (Lundström 1996). Women's engagement in charitable organizations and local poor relief boards reflected 'women's solicitude' (Sjögren 2012), but also the ability of privileged women to devote time and effort to voluntary activities outside the home. Privileged women could rely on servants and private kindergartens, while childcare for working-class women only operated on a charity basis (Stanfors 2003, p.87). It is therefore not surprising that the first women's organizations drew on privileged women's experience in philanthropy, leaving middle-class women as the main component of the National Suffrage Society (LKPR) (Blom 2012; Florin 2009). While the LKPR sought to maintain a cross class alliance (Sainsbury 2001), disagreements between working-class and privileged women were common (Evans 1977, p.147).

By 1920, separate Social Democratic Women's Association united 120 local clubs that were predominantly concerned with economic vulnerability of single mothers and working conditions of women.³ However, most working-class women who worked outside the home were not organized in neither the clubs nor the unions. Significant proportion of working women were employed in domestic service, domestic manufacturing and in family enterprises, all of which limited opportunities for unionization. In turn, women in industrial jobs were often single and expected to leave upon marriage, which discouraged any organized activities. In addition, the position of unions towards women was ambivalent, balancing class unity with the protection of men's jobs. For example, while the industrial Textile Worker's Union was equally successful in the unionization of both sexes, the craft's Tailoring Worker's Union initially discouraged women's labour and opposed the inclusion of women dominated trades (Uppenberg 2012). In the end, only about 10% of all members of Trade Union Confederacy in 1920 were women (Uppenberg 2012).

³S-women's official website, www.s-kvinnor.se, accessed April 2020.

Case Selection

After carefully mapping data availability,⁴ we collect data to probe working-class women’s responsiveness to the class composition of their neighbors in a city district Södertälje East, which covers about half of Södertälje (map in Figure A1a), the second largest city in the Stockholm county. Södertälje started industrializing in the 1890s, doubling its population over the next three decades (Nordström 1968, p.779-842). By 1910, only about 5% of workers were employed in the agricultural sector (Table A1). The city produced a variety of industrial products, from gas mantles by AB Keros and trolleys by Scania-Vabis, to bear, soda, matches, wooden boxes, wall tiles and fur hats (Nordström 1968, p.766-776). Predictably, industrialization was accompanied by economic hardship, repeated lockouts and a range of social issues (Nordström 1968, p.779-842). In the 1921 parliamentary elections Socialists received nearly ten percentage points more votes (46%) than in the rest of Sweden (Table A1). While men’s turnout in Södertälje was four percentage points below the national average, women’s turnout was seven percentage points above national average (Table A1). These patterns of women’s turnout were typical in early twentieth century cities (Tingsten 1937) and across Swedish cities at the time of suffrage.⁵

The urban character of a fairly typical mid-sized industrializing Södertälje provides a good testing ground for our theoretical framework. (i) Södertälje offers a ‘tough’ test. If local

⁴Local electoral registers survived in about half of municipalities for at least some elections between 1910-1940 in Stockholm county. About 10% of local archives did not respond to our requests.

⁵One concern here is whether our results are generalizable to cities with lower women’s turnout. Somewhat reassuring is the fact that we estimate neighbor effects of similar size in all three sampled elections despite each election having different levels of overall turnout and the gender turnout gap and that our results appear generalizable to all Swedish cities in 1928 (Figure 5).

networks mobilize early working-class women voters in an industrializing urban setting where geographical mobility, employment heterogeneity and opportunities for social ties outside one’s neighbors are high in general, we should expect local networks to play a significant role elsewhere in the country. (ii) Södertälje provides a ‘typical urban’ setting. The variety of industries in the city, together with its mid-sized character, makes it more likely that our results generalize to other cities in Sweden. (iii) Södertälje offers good level of geographical closeness to neighbors. A detailed contemporary map suggests that Södertälje East was densely populated throughout the city, with fairly spaced properties on similar-sized plots (map in Figure A1b).⁶

We collect electoral registers for the city’s local elections in two municipal (1921 and 1934) and one county election (1921) that span over a decade after suffrage.⁷ Local elections at the turn of the twentieth century typically had lower turnout, especially among women (Tingsten 1937).⁸ Local elections thus provide the ‘least favorable’ context for newly enfranchised women to successfully mobilize and allow us to explore why some working-class women are more likely to vote than others.⁹ Given that local elections in Södertälje had a single

⁶One central neighborhood, St. Ragnhild, has more closely packed upper & middle class town houses (see also Figure A2). However, our results are not driven by a single neighborhood (Figure A10).

⁷Most women voted for the first time in 1919 (municipal) and 1921 (parliamentary). Before 1919, very few women who paid taxed or owned property were eligible and voted (Sjögren 2012).

⁸This was also the case in Södertälje in 1921 (see Tables A1 & A6).

⁹One concern here is that our results from local elections may not generalize to parliamentary elections. Somewhat reassuring is the fact that we find neighbor effects of similar magnitude in all three sampled elections despite very different turnout levels (Figure 3) and that our results appear to generalize to parliamentary elections in other Swedish cities (Figure 5).

election district, every elector in our dataset is exposed to the same city-level campaign and candidates. The wide time span between the two election years in our data set allows us to explore whether neighbor effects vary over time. The sample also allows probing generalizability across two types of local elections (municipal and regional) under two types of calendars (general and off-year elections). Table 1 summarizes the election sample.

Table 1: Sampled Elections

Election	Year	Calendar	City District	County
Municipal	1921	General	Södertälje East	Stockholm
County	1921	General	Södertälje East	Stockholm
Municipal	1934	Off-year	Södertälje East	Stockholm

Data & Variables

The dataset consists of individual level data from electoral registers that list all age-eligible electors in Södertälje East, whether they met eligibility criteria¹⁰ and whether they voted in each election. The electoral registers also give information on sex, year of birth, occupation, and an address that indicates one’s property and a larger neighborhood. Taking advantage of the fact that families who live together share the same last name in a property¹¹, and the fact that wives are consistently entered in the registers below their husbands, we also recover

¹⁰The right to vote was denied to about 5% individuals in our dataset for being on poor relief, in prison, incapacitated, declaring bankruptcy or for not paying local taxes (Sjögren 2012).

¹¹One concern here is that we code two or more unrelated families with the same last name living in the same property as a single family unit. In our data set, about 7% of age-eligible electors live in a property with more than one wife, but may or may not share last name because of family ties. Even though some of these households are genuinely related (e.g. brother and sister), our results are robust to assuming that all multi-wife families are not related (Figure A8).

information on family units within the household and marital status.¹² As shown in Table 2, the 1921 dataset covers 4307 age-eligible individuals listed on electoral registers, that is 2398 families in 518 properties. Between 1921 and 1934, the city district has grown and the number of electors increased by 16.6% while the number of properties increased by 35.5%. Each property typically consists of four families and each family typically has two electors. About 5% of age-eligible electors live in properties that house more than 27 or 23 electors in 1921 and 1934 respectively. About 5% of properties consist of more than 14 or 12 families in 1921 and 1934 respectively. In the remainder of the section, we discuss measurement of key variables: class, class composition and turnout.

Table 2: Data Structure: Properties, Families and Electors.

	1921	1934
# Properties	518	702
Electors per property (mean)	8.3 (8.4)	7.2 (8.6)
# Families	2,398	2,599
Families per property (mean)	4.6 (4.8)	3.7 (4.8)
# Electors	4307	5023
Electors per family (mean)	1.8 (1.0)	1.9 (1.1)

Notes: Std. dev. in parentheses.

Class Using data on occupation in the registers, combined with occupation classification in the 1910 census, we assign each occupation into one of three categories: (i) upper class consisting of owners (land, farm, building, factory), (ii) middle-class consisting of white collar occupations in the public sector and service, professionals, merchants and small holders, and (iii) working-class consisting of blue collar manual jobs in industry, agriculture, transport, service and domestic service.¹³ By using occupation rather than income for class

¹²For example, a family that consists of a husband, wife and an age-eligible unmarried daughter shares the same last name. If this family employs domestic servants who reside on the property, each family of servants then constitutes a separate family within the property.

¹³We follow classification of working-class occupations in the 1910 census. We list all occupations by class in Tables A3-5.

categorization, we therefore consider class as both economic and social concept. That is, while ownership status and income is taken into account as an objective-economic component, subjective-status component of class is also considered. As we argue in the theory section, a sense of (social and economic) ‘similarity’ facilitates the development of neighbor ties. This implies that even if some white collar workers, such as clerks, may earn the same income as some blue collar skilled workers, such as tradesman, the former has a higher social status. This also implies that agricultural workers are considered working-class, as they are more similar to industrial workers in terms of earnings and social status than to any other class.¹⁴ Both implications are consistent with the contemporary classification of working-class occupations in the 1910 census.

The most severe limitation of the occupation data is that women’s gainful employment is overridden by their civil status and therefore only available for unmarried women. Occupation of formally ‘dependent’ women is listed as ‘wife’, ‘daughter’ or ‘widow’. Some formally ‘dependent’ women may therefore still be employed. We make two coding decisions in this respect. First, we assume that married women’s class is largely determined by their husbands, and classify all married women based on their husband’s occupation. Given the contemporary listing of wives as ‘dependents’, this assumption seems more plausible at the turn of the twentieth century than in more recent periods.¹⁵ ‘Wives’ are the most common ‘occupation’

¹⁴While agricultural workers were mostly mobilized through separate channels and earned less on average than industrial workers, a similar difference can be found between unionized and non-unionized industrial workers. Note, too, that only about 0.6% (1.1%) of all electors classified as agricultural workers in 1921 (1934) in our data set.

¹⁵Our coding will nonetheless introduce some noise at the individual level. Some ‘wives’ of blue-collar husbands, for example, may own inherited property, or may be white-collar workers, such as school teachers. However, our main results for married women is similar to a result for single women whose occupation is known (Figure A11). Importantly, using a household-level indicator of class is less of a concern in our study, which links property-level

category for women (54%), and the occupation of their husbands' is easily determined given that they are always listed below husbands.¹⁶ Second, we classify all other formally 'dependent' women (daughters and widows) as a separate category of unclassified 'dependents'¹⁷ In contrast to 'wives' we cannot easily determine the class of 'daughters' (2.6% of all women) as they are not systematically listed below fathers in the registers. The classification of 'widows' (11% of all women) is similarly challenging given that their deceased husbands do not appear in the registers.¹⁸ Overall, we are able to assign over 93% of age-eligible electors into one of the four class categories.¹⁹ Among the eligible electors in the 1921 registers, 68% are working-class, 20% middle-class, 2% upper class and 10% formally 'dependent'. Electoral registers in 1934 return nearly identical distribution (Table A2).

Class Composition To proxy the size of one's in-group neighbors, we prefer to combine

(not individual) class composition to individual voting propensity.

¹⁶We nonetheless capture class heterogeneity within family units beyond that of wives. That is, a son of a white-collar profession who lives in a blue-collar parental home is coded as middle-class living in a working-class family. This allows us to better proxy one's likelihood of forming local ties. A white-collar son may be more likely to establish politicized social networks with other white-collar professionals outside his blue-collar neighbors.

¹⁷Few men were also classified as 'son' (N=19) or 'student' (N=16), and those are also coded as 'dependents'. While some men whose occupation is listed as 'son' may also work outside the home, the registers regularly list an actual occupation of live-in sons in most cases.

¹⁸While some 'dependents' may have worked outside home, others may have worked informally or at home, or not worked at all. While there are relatively few 'daughters', not knowing the class of widows inevitably introduces noise. Somewhat reassuring is that our results are similar for both married and unmarried working-class women (Figure A11).

¹⁹About 7% remains unclassified due to (i) missing occupation, (ii) unclear occupation (e.g. assistant) or (iii) unclear abbreviation of the occupation.

upper and middle-class categories into a single category that refers to a single non-working-class, that is those in non-manual jobs.²⁰ We measure the size of one’s in-group as the proportion of in-group neighbors living in the same property. The rationale here is to capture the smallest geographical unit, property, with the most regular social interactions.²¹ Note that, by definition, properties with a single family do not have neighbors in a property and therefore are not considered in the models.²² The measure also considers only electors with a known class (worker, middle or upper). That is, the proportion of working-class neighbors in a property is calculated as the total number of known workers among neighbors divided by the total number of neighbor electors with a known class.²³ One concern with

²⁰Note that only about 2% of electors are classified as upper class, preventing us to consider upper and middle classes separately. Models for middle class only return similar results to combining upper and middle class (Figure A7).

²¹While social ties are likely to form with both neighbors in one’s property, and neighbors in a nearby property, we expect geographical proximity to be positively related to the propensity of neighbor ties. If anything, restricting the analysis to property-neighbors may underestimate overall neighbor effects.

²²About 26% and 32% of families lived in a single-family property in 1921 and 1934 respectively, but single-family properties housed only about 7.4% and 11.6% of electors in 1921 and 1934 respectively. One concern is that excluding single-family properties introduces bias. However, single and multi-family properties have a similar age, sex, and class composition (Table A8). While single family properties have a higher proportion of married electors (Table A8), somewhat reassuring is that our results are similar for single and married women (Figure A11).

²³This leaves out about 10% of electors classified as ‘dependent’ and about 7% of electors who could not be categorized into either of the four class categories. However, our results are robust to using total number of all (known and unknown) electors in the denominator (Figure A6). In addition, the proportion of ‘dependents’ among all property electors does not

our indicator is that class composition of neighbors may be related to the number of electors in a property. This is not the case in 1921 (Figure A4a,b). In 1934, properties with a larger number of electors have fewer workers and more upper and middle class electors (Figure A4c,d). However, this seems to be mostly driven by the very largest properties. Somewhat reassuring is the fact that our results are robust to excluding these large properties (Figure A9).

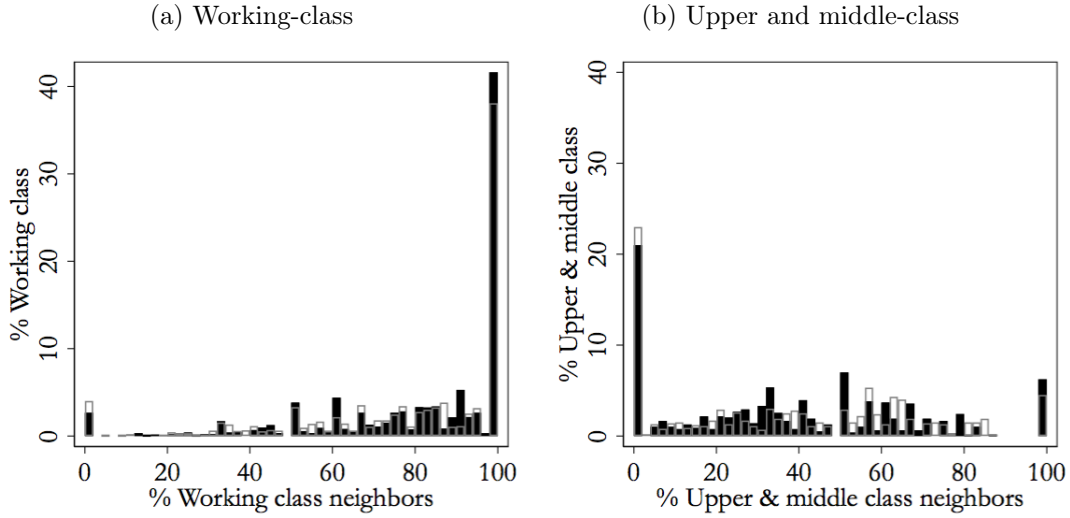
The proportion of one's in-group property-neighbors varies substantially (Figure 1).²⁴ While most workers had more than half of neighbors who are also workers, about 40% of workers lived in properties that were occupied only by workers (Figure 1a). Properties with 100% upper and middle-class electors were not very common, and about a third of upper and middle-class electors had more than half of neighbors who were also upper or middle class (Figure 1b). The 'mixed' class living reflects several factors: (i) owners living in own apartment buildings, (ii) upper and middle-class families employing domestic workers who reside on the property, and (iii) some middle-class families living in the same properties as some skilled working-class families.

Turnout Turnout varies by elections, from over 44% and 39% in the 1921 municipal and county elections, to less than 18% in the off-year 1934 municipal elections (Table A6). In all three elections, women voted less often than men, but the gender turnout gap 'shrinks' over time from about 15 and 12 percentage points (pp) difference between women and men in the 1921 elections respectively, to slightly over 2pp in the 1934 election (Table A6). In all three elections, workers voted less often than upper and middle-class. However, the gap between turnout of workers and non-workers remained at 15, 10 and 11pp across the three

vary with our measure of class composition (Figure A12). This suggests that 'dependents' are a truly heterogeneous group made up of all classes.

²⁴The proportion of in-group neighbors does not vary noticeably across the seven neighborhoods (Figure A2). This suggests relatively weak geographical clustering by class at the neighborhood level.

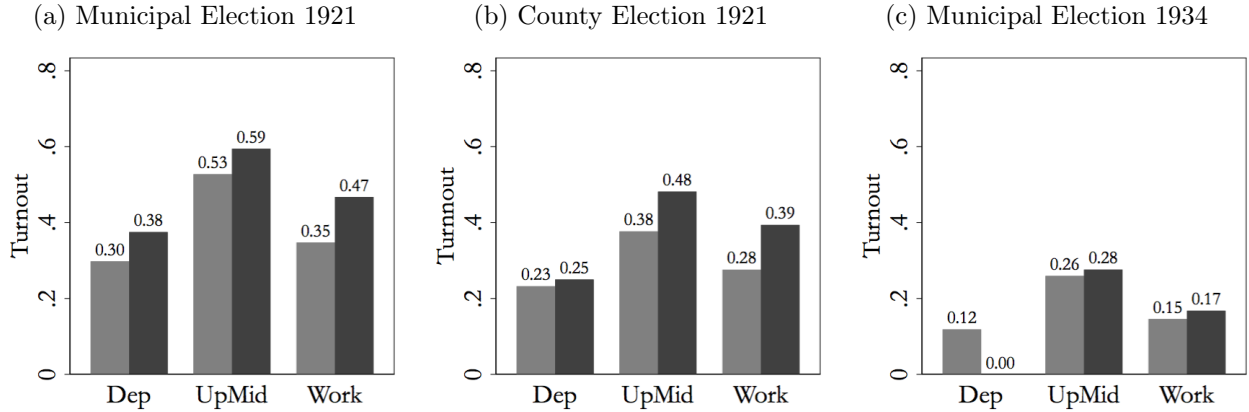
Figure 1: Class Composition of Neighbors



Note: Darker (lighter) color refers to 1921 (1934), single family properties excluded.

election respectively (Table A6). In 1921, the difference in turnout between women and men was most pronounced among working-class women (Figure 2a,b). By 1934, the difference in turnout between women and men narrowed to few percentage points for both workers and non-workers (Figure 2c). In all elections, electors classified as ‘dependents’, mostly consisting of widows, voted the least often.

Figure 2: Turnout by Gender, Class & Election in Södertälje



Notes: First bar (lighter) indicates women’s turnout, second bar (darker) indicates men’s turnout; ‘UpMid’ refers to a combined upper and middle class, ‘Work’ to working-class, ‘Dep’ to unclassified dependents; only age-eligible electors who retained their right to vote included; about 23% of electors were upper & middle class, 68% working class and 9% dependents in 1921; tile graph showing relative size of each demographic group in Figure A3.

Empirical Strategy

Identifying ‘neighbor effects’ is not an easy task, given that similar ‘types’ of voters tend to live in geographic proximity. That is, a worker living in a majority middle-class property is most likely different from a worker who lives in a majority working-class property. For example, one can imagine that workers living in working-class properties are more likely to be poorer and/or to work in a factory than workers living in middle-class properties. In this case, comparing turnout of workers living in middle-class properties to turnout of workers living in working-class properties will be confounded by the type of jobs and income levels of the workers living in each property. The crux of identifying ‘neighbor effects’ is thus the fact that comparing individuals across properties is unlikely to separate neighbor effects from individual-level confounders.

In tackling this problem, we apply solution proposed by Barber and Imai (2015).²⁵ Rather than comparing electors across properties, we compare electors *within* properties. In other

²⁵See Amat et al (2020) for a recent application.

words, we first compare turnout of workers and non-workers within each property and then estimate whether this within-property difference varies with property-level class composition. This allows us to control for observed and unobserved characteristics shared by all electors (workers and non-workers) living in the same property. In other words, by comparing working-class and middle-class electors within the same property, we can better isolate neighbor effects from individual-level confounders.²⁶

In order to identify neighbor effects, we estimate a linear probability model with property fixed effects. The linear fixed effect model operationalizes the identification strategy, where the property fixed effects allow within-property comparison. The advantage of using linear probability models in our case is a relatively straightforward interpretation of the estimates and handling of the property fixed effects.²⁷ Very reassuring is the fact that logistic regression returns similar estimates (Figure A13). Specifically, we estimate average neighbor effects for workers (non-workers) with the following general form:

²⁶Eliminating property-level confounders does not mitigate the possibility of individual-level bias within the same property. For example, workers and non-workers in the same property may still be different in other aspects than their class. However, given that properties are very small units, it seems likely that electors in a single property would be fairly homogeneous (Barber and Imai 2005). Somewhat reassuring is also the fact that workers and non-workers are similar on average in terms of their likelihood to be female, getting married and their age (Table A7).

²⁷While the mathematically correct specification would use a curvature function to model our binary outcome, linear probability models often provide good approximation of the estimates. Logistic regression cannot estimate coefficients and standard errors for covariates that predict success or failure perfectly. In our case, this means that properties where all electors voted or none voted are dropped from the analysis. This results in a loss of about 18% of observations and about 36% of properties in the 1921 municipal elections.

$$Y_i = \alpha_p + \beta Group_i + \gamma Group_i * NeighborGroup_{p[i]} + \varepsilon_i$$

where Y_i refers to individual level turnout and α_p refers to property fixed effects. In models that estimate average neighbor effects for working-class women and men, $Group_i$ refers to a dummy variable indicating a working-class elector and $NeighborGroup_{p[i]}$ refers to the proportion of working-class neighbors in property p for worker i . In models that estimate average neighbor effects for upper and middle-class women and men, $Group_i$ refers to a dummy variable indicating an upper and middle-class elector and $NeighborGroup_{p[i]}$ refers to the proportion of upper and middle-class neighbors in property p for upper and middle class elector i . The effect of interest is captured by γ , which estimates how the proportion of in-group electors among one's neighbors affects one's turnout. Note that by including property fixed effects α_p , we do not estimate full interaction between $Group_i$ and $NeighborGroup_{p[i]}$. Omitting the main effect on $NeighborGroup_{p[i]}$ reparametrizes the model and changes the interpretation of the interaction term as a simple slope of turnout on $NeighborGroup_{p[i]}$ for $Group_i$.

In all models, we also include individual level controls for age, age squared and marital status and cluster standard errors at the property level. In gauging gender-specific neighbor effects, we fit the equation above separately for women and men. If working-class women respond to class composition of their neighbors, we expect that working-class women's probability to vote compared to all other women in the same property increases with the proportion of workers among their neighbors.

Results

In this section, we estimate whether the proportion of one's in-group neighbors affects one's likelihood to vote. Figure 3 below depicts point estimates of the interaction term between one's class and class composition of one's neighbors γ that indicates the average neighbor

effects for each class. Sub-figure a) identifies whether worker’s probability to vote increases with the proportion of workers among their neighbors and sub-figure b) identifies whether upper and middle-class electors are more likely to vote as the proportion of upper and middle-class neighbors increases. In order to gauge gender-specific effects, we also fit each model separately for women (gray) and men (black). Full models are reported in Tables A9 and A10. The first three models in Figure 3a show that workers are more likely to vote if surrounded by working-class neighbors. The effects are statistically significant at 5% level or less in all three sampled elections. However, a very different picture emerges once we examine neighbor effects separately for women and men.

The middle set of models in Figure 3a shows that working-class women are more likely to vote if surrounded by working-class neighbors than mixed-class neighbors. The point estimates are comparable or slightly larger than the overall neighbor effects and again statistically significant at 5% or less. The models suggest that one standard deviation (approximately 43) increase in the proportion of workers among neighbors in a property increases the probability of women workers to vote by 9.1, 9.2 and 12.1 percentage points in the three elections respectively. These are sizable effects of comparable size to other individual level determinants of turnout. As we show in the full results reported in Table A9, married working class women were about 14.7, 13.6 and 3.9 percentage points more likely to vote than single working-class women in the three elections respectively. In turn, one standard deviation (approximately 15) increase in age increases the probability of women workers to vote by about 6.1, 4.7 and 3.1 percentage points in the three elections respectively when age is set at its mean. These effects lessen with increasing age.

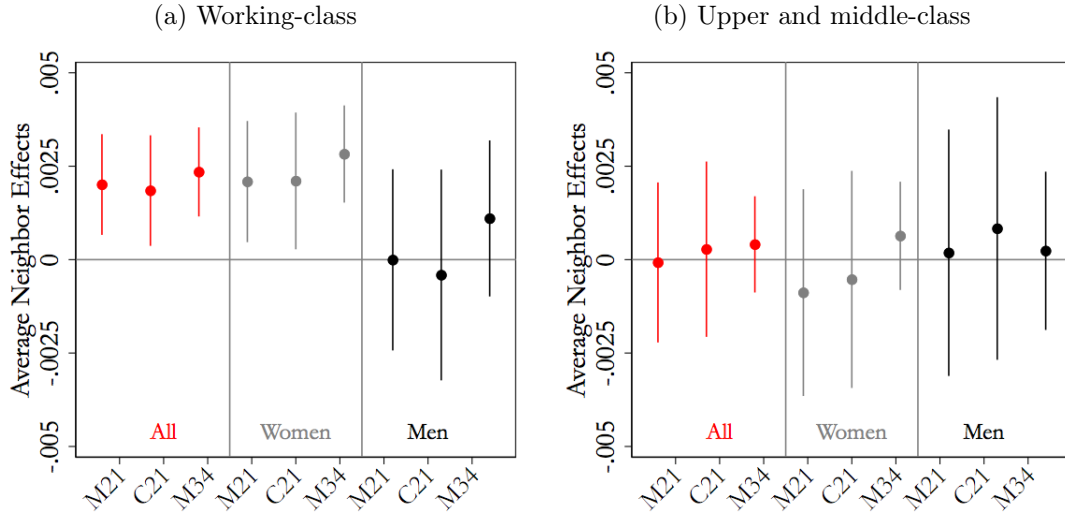
The third set of models in Figure 3a shows that neighbor effects are not observed for men workers. All three coefficients are close to zero or half-sized and far from being statistically significant at conventional levels. The overall neighbor effects for workers are therefore driven by women, which is consistent with our argument that working-class women were especially responsive to ‘where they lived’ by forging politicized networks with their neighbors to a

greater extent than working-class men who tended to have more opportunities to forge politicized ties outside the home via employment, unions or other associations.

Figure 3b shows that upper and middle-class women and men also did not respond to ‘where they lived.’ Neither of the three sets of coefficients in Figure 3b shows large or statistically significant estimates for upper and middle-class electors. This is consistent with our argument that upper and middle-class electors had more opportunities and resources to forge politicized networks outside the home - such as through outside employment or voluntary associations.

Next, we probe our expectation that gender-class composition - in contrast to class alone - does not matter for the mobilization of working class women (Figure A5). Indeed, while working class women respond to how many other workers (men and women) live nearby (Figure 3 above), they do not respond as strongly to how many other women workers are among their neighbors. In 1921, the estimated average neighbor effects that consider both gender and class composition are smaller in magnitude and imprecisely estimated. In 1934, the estimated average neighbor effects are of similar size and significance. This is consistent with our theoretical framework where working class women adopted a shared politicized identity of workers - perhaps through secondary politicization via male neighbors and family members - not of working-class women. By 1934, working-class women’s participation in unions and women’s party clubs would have increased, plausibly enhancing working-class women’s group consciousness as both workers and women.

Figure 3: Average Neighbor Effects By Class and Gender



Notes: Linear probability models; all models include controls for age, age squared, married and a constant; coefficients in gray refer to models for women, black for men, red for both women and men; dependent variable is a binary indicator of turnout among eligibles; standard errors clustered at the property level; ‘M21/M34’ denotes municipal elections in 1921/1934, ‘C21’ denotes county elections in 1921; 95% CIs.

In the Appendix, we report full results for several sensitivity and robustness analyses. First, we address potential issues raised by missing values for most women’s occupations. We plot the proportion of one’s in-group neighbors among electors with a known class (our independent variable) on the proportion of dependents and widows among all of one’s neighbors and show that there is no correlation between the two (Figure A12). Given that we do not know class of electors classified as dependents, the lack of a clear relationship is reassuring against a potential bias caused by missing values. We then run the main model for working class women separately for married and unmarried women (Figure A11). This addresses the issue of missing values on women’s occupation in two additional ways: (i) if assigning class to married women based on their husbands’ occupation introduces too much noise, we should observe effects only among single women and (ii) if not assigning class to women dependents (largely widows) drives the main results, we should also observe effects only among single women. However, we do not observe systematic differences between the two sub-samples

by marital status. This provides further reassurance that our main result is not driven by missing data on women’s occupation.

Second, we show that the main result is robust to an alternative measure of class composition of neighbors as a proportion of known in-group neighbors out of all electors living in the property, that is out of electors with both known and unknown class (Figure A6). Third, we show that the main result is robust to excluding families with more than one wife (Figure A8). This is a conservative test to ensure that our results are not driven by erroneously classifying neighbors with the same last name as related. Fourth, we show that the main result for upper and middle class remains unaltered when we run models only for middle class (Figure A7). Fifth, we probe robustness of the main result to excluding one of the seven neighborhoods at the time (Figure A10). The results are comparable across all models, suggesting that our effects for working-class women are not driven by a single neighborhood. Sixth, we show that logistic regression returns comparable results (Figure A13).

Mechanisms

In the theory section, we refer to two mechanisms behind ‘neighbor effects’ for groups that have motivation, need and opportunities to forge local ties: political conformity and political information. The extent to which each drives the observed effects is hard to disentangle. For example, well-networked individuals may both be compelled to conform to social norms, but also have better access to information. We nonetheless explore the most direct implications of each mechanism.

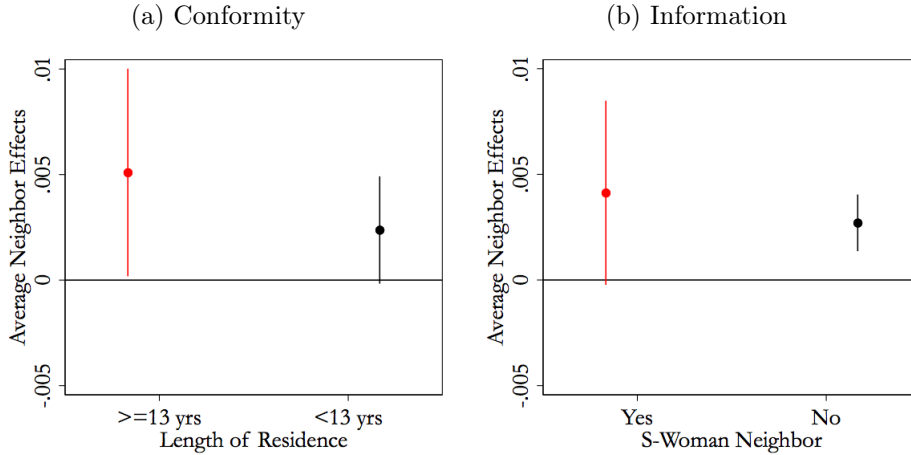
Political conformity One way to identify whether working-class women were more likely to mobilize if surrounded by working-class neighbors because of increased conformity is to exploit variation in the length of residence among electors. We expect those who live longer in the same property to be more likely to develop stronger ties with neighbors of the same class, which should increase their identification with and social pressure to local norms.

To this end, we take advantage of the time span in our data and identify age-eligible electors in 1934 who were also registered in 1921.²⁸ About 29% of age eligible electors in 1934 could be matched into the same neighborhood in both election years.²⁹ Exploiting this data, we fit the main result for working-class women in the 1934 election separately for women who appeared on the electoral registers in 1921 and for those who would have been eligible to vote in 1921 but were not matched (Figure 4a). Given the uneven size of the two sub-samples, the resulting estimates have wide confidence intervals, which prevent us to derive statistically meaningful conclusions. The point estimates are nonetheless larger in size for working-class women who remained in the same neighborhood for at least 13 years, which is consistent with the proposed mechanism.

²⁸We match electors based on year of birth, name and neighborhood. While matching individuals based on the same neighborhood rather than property - which is not possible given data limitations - introduces noise, it seems reasonable to assume that those who remain in the same neighborhood will be more likely to remain in the same property.

²⁹The relatively low number of matched electors likely reflects: high mobility due to internal migration and emigration (Nordström 1968, p.779-842) and the fact that electors in 1934 below 35 years would not have been eligible to vote in 1921.

Figure 4: Mechanisms



Notes: Linear probability models; all models include controls for age, age squared, married and a constant; standard errors clustered at the property level; all models fitted for working-class women in the 1934 election; sub-figure a splits the sample by length of residence; sub-figure b splits the sample by whether one lived in a property with a member of a Women’s Social Democratic Club; 95% CIs.

Political information One way to identify whether working-class women were responsive to class composition of their neighbors due to a better information from local opinion leaders and canvassers is to exploit variation in the ‘type’ of one’s neighbors. We expect those who live in class homogeneous properties with a politicized member to be more likely to obtain political information. To this end, we take advantage of the fact that socialist women in Södertälje were organized in a women’s wing of the Swedish Social Democratic Party. The membership records of Södertälje Women’s Social Democratic Club indicate 304 entries between 1917-1932. Out of the 304 entries, we match 81 women to Södertälje East³⁰ and 18 with individual women in Södertälje East in the 1934 electoral register.³¹ As we would expect, working-class women living in a property with a member of the Women’s

³⁰Another 106 women are matched to Södertälje West (35%), and another 117 (38%) entries could not be matched to either district. These mostly consist of entries with illegible or partial addresses.

³¹Out of the 81 women matched to Södertälje East, we therefore identify 18 individual members in the 1934 register. This is because (i) some members only appear in the 1921

Social Democratic Club were almost twice as likely to vote in the 1934 election than other working-class women. We then fit the main result for working-class women in the 1934 election separately for those who lived in a property with a member and those who did not (Figure 4b).³² Given the uneven size of the two sub-samples that widens confidence intervals around the estimates, we cannot derive statistically meaningful conclusions. The point estimates of neighbor effects are nonetheless larger in size for working-class women who lived in properties with a woman party member, which is consistent with the proposed mechanism.

Alternative Mechanisms

Were working-class women responsive because they were new voters? Given that new voters lack experience with political process, they may be particularly susceptible to ‘soak’ in the influence of their most immediate surroundings. The responsiveness of working-class women to class composition of their neighbors may therefore reflect working-class women’s ‘new’ status as voters, rather than their access to politicized local networks. This explanation, however, is at odds with the fact that working-class women were still responsive to class composition of their neighbors in the 1934 election, which is a sixth election since women’s equal admittance to a local ballot box in 1919, and an election where we no longer observe a sizable gender turnout gap. In addition, the estimated effects of class composition of one’s neighbors are not smaller in 1934 than in 1921, which is also at odds with this alternative explanation. It therefore seems unlikely that it would affect only working-class women who would not have learned anything in six election years, even though, by then, they would have voted at a similar level as men. We nonetheless probe this possibility by splitting our sample by new voting status: ‘new’ electors who came to voting

register, and (ii) some addresses did not allow match with individual women. About 441 (8.8%) of age-eligible electors in 1934 lived in a property with at least one identified member.

³²Only about 8% (N=80) of long-term residents in 1934 lived in a property with a member. Each sub-figure of Figure 4 thus identifies largely separate populations.

age for the 1st or 2nd time in the 1934 election and all other ‘established’ electors (Figure A14). While we find that ‘new’ voters of all social groups indeed tend to be more responsive to class composition than ‘established’ voters, only working-class women are responsive to neighbor context among the established electors. Overall, this suggests that while new voters indeed respond more to ‘where they live’, this cannot explain why working-class women were more responsive to class composition than all other social groups, including upper & middle class women who also mostly voted for the first time in 1919.

We working-class women responsive because they were domestic servants?

While our theory predicts that domestic workers would have been especially unlikely to vote given that most of them resided in upper and middle-class properties, and were therefore most isolated from in-group politicized networks, it seems important to assess whether our findings can be driven entirely by domestic servants. However, the average neighbor effects are similar in size and precision level regardless of whether we include or exclude women domestic servants (Figure A15a). Even though most women domestic servants were single, it may still be that some married women were employed as domestic servants, but we cannot exclude these women from the data set for missing occupation of married women. However, further restricting the data set to single women, for which we have information on occupation, the coefficients for all three municipal elections are positive, larger in size size, and significant at 5% level in two of the three elections (Figure A15a). Overall, these two tests provide evidence that is consistent with the explanation that our result is not driven by domestic servants.

Were working-class women responsive because of pressure by employers? Another possibility is that women were more vulnerable to employers’ pressure, especially in large working-class apartment buildings, perhaps because of weaker unionization. To probe this possibility, we identify women whose occupation is listed as ‘factory worker’ and who should therefore be most vulnerable to employer’s pressure. However, the average neighbor effects are similar in size and precision level regardless of whether we include or exclude

women factory workers (Figure A15b). Even though most women factory workers were single, it may still be that some married women worked in factories, but we cannot exclude these women from the data set for missing occupation of married women. However, further restricting the data set to single women, for which we have information on occupations, the coefficients for municipal elections in 1934 and 1921 are positive and of similar size (Figure A15b). The effects for county elections in 1921 are smaller in size and imprecisely estimated. Overall, these two tests provide evidence that is consistent with the explanation our result is unlikely to be explained by working-class women’s disproportionate employer pressure in the largely working class properties.

Were working-class women responsive because their husbands voted for them?

While voting by proxy has been abolished in 1919, married couples continued being allowed to vote by proxy (Sjögren 2012). This raises a concern that married women’s votes may have been ‘hidden’ second votes of their husbands. We therefore pay special attention to the possibility that the main result is driven by working-class husbands, but find no indication in the data that proxy voting has been utilized by working-class husbands in a systematic way. First, if marital proxy voting explained our main finding, we would observe neighbor effects only among married women, which is not the case (Figure A11). Second, if most votes of married women were ‘hidden’ votes of their husbands, we would expect marital status to impact women’s turnout, especially working-class women’s, to a greater degree than men’s, which is also not the case (Table A11).

Beyond Södertälje

One remaining question is to what extent our results from Södertälje can tell us something general about the mobilization of early women voters. In this section, we therefore discuss the generalizability of our findings to other cities and rural localities in Sweden. To this end, we take advantage of unique data presented in the 1928 census.³³ The census reports

³³Sveringens Officiella Statistik, Riksdagsmannavalen åren 1925-1928. Stockholm, 1928.

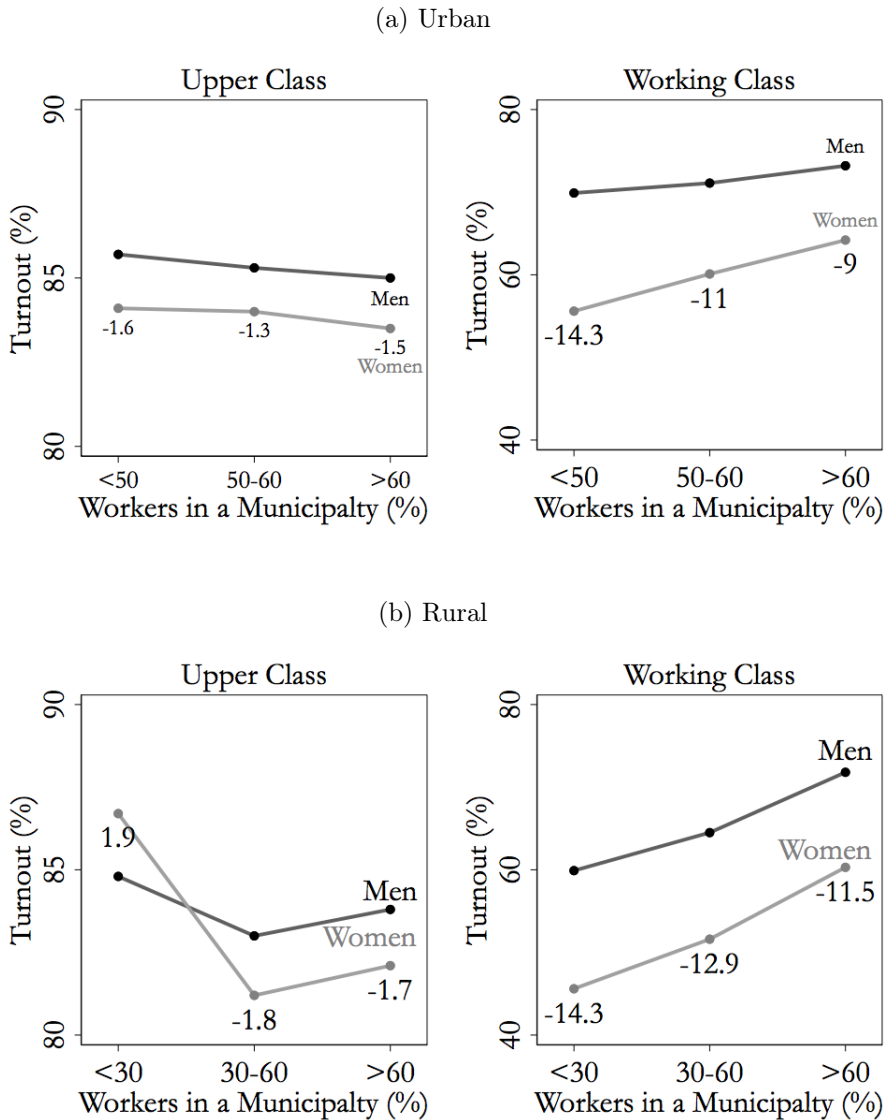
municipality-level turnout for each social group (women of all classes and men of all classes) by municipality-level proportion of workers and returns results that are consistent with our findings.³⁴ This data provides ecological evidence that our findings from Södertälje are generalizable across all urban municipalities in Sweden (Figure 5a) and can provide insights into the generalizability of our findings beyond the urban settings (Figure 5b).

Figure 5a shows that turnout of working-class women is higher in municipalities with greater proportion of workers in cities. While only about 55% of working-class women voted in cities where workers were in a minority, over 65% of working-class women voted in cities where workers were in a majority. In turn, the relevant difference in men's turnout between the two types of municipalities is only few percentage points. Importantly, neither upper-class women nor upper-class men responded to class composition of their cities. This provides ecological evidence for our argument that, unlike privileged classes and working-class men, urban working-class women mobilized through local networks.

Figure 5b shows that while turnout of all social groups responds to class composition of municipalities in a rural setting, these relationships are always stronger for women and especially noticeable for working-class women. That is, while turnout of both working-class women and men was higher in rural municipalities with greater proportion of workers, this was especially the case for working-class women. Similarly, while turnout of upper-class women and men was higher in rural municipalities with fewer workers, this was especially the case for upper-class women. This is consistent with our argument that when opportunities to forge politicized networks outside of one's most immediate surroundings are more limited - in this case through agricultural character of rural economies - local networks provide vital resources to all social groups. This is also consistent with our argument that working-class - and possibly upper-class rural - women relied on local networks to a greater extent than men of their class, reflecting greater opportunities and need to form local social ties.

³⁴Given that the raw data were not retained, we can only report the final analysis as it is compiled in the census.

Figure 5: Turnout by Class, Sex and the Proportion of Workers in Swedish Municipalities in 1928



Notes: Proportion of workers in a municipality on the x-axis, turnout of each class on the y-axis; numbers displayed in the graphs refer to gender turnout gap (percentage point difference between women's and men's turnout); data from 1928 census (p.75), see also Tingsten (1937, p.171).

Discussion

Scholars emphasize that limited electoral participation of the most underprivileged groups bears weak political representation (APSA Task Force 2004; Barreto 2018). If social inequalities drive electoral inequalities that in turn limit representation of marginalized groups, we have to better understand the pathways to mobilization of the most underprivileged groups. A thorough examination of working-class women among newly enfranchised voters provides a unique opportunity to enrich our understanding of how did the most underprivileged groups gain *de facto* access to the polls upon *de jure* access to politics. Through the study of early working-class women voters, this paper uncovers one such pathway: local networks.

Despite the troubling social and economic implications of geographic segregation of marginalized groups, this paper demonstrates how living close to ‘those alike’ may empower electorally those whose access to politically relevant resources is limited the most. In many ways, local networks may act as an ‘alternative’ resource available to newly enfranchised groups when access to traditional political resources through education or outside employment is limited. At the turn of the twentieth century, women were institutionally and culturally incentivized to leave employment upon marriage, while non-unionized, casual, unremunerated or domestic-based jobs were mostly available to married women in economic need. While this limited opportunities of the most underprivileged women to develop civic skills, the increased social and economic ‘presence’ of working-class women in the local community did not necessarily impede their mobilization, it became their pathway to vital resources - at least until better paying careers outside their local community became available.

Future research may assess the extent to which successful mobilization of working-class women after suffrage not only helped to close the gender turnout gap, but also improved lives of working-class women. Quick glance at the history of social reform laws that made significant advancements in health and social security of the most vulnerable mothers and

their children suggests that the adoption of these laws often coincided with the introduction of working-class women into the electorate (e.g. Paterson 2018 on Norway; Skocpol 1995 on U.S.).

Future research should also explore the extent to which social composition of one's neighbors promotes women's mobilization in contemporary settings. While the *level* and *character* of women's labour force are by no means similar to what they were a century ago, women's labour force participation continues to lag behind men's. Western women continue being more likely to take part-time jobs, work fewer hours, enter different types of jobs, commute shorter distances and take longer family leaves (Crane 2007; Lewis, Campbell and Huerta 2008). The extent to which these differences are strong enough to warrant a class-specific pathway to women's mobilization remains to be determined.

References

- Åmark, Klas. 2006.** "Women's Labour Force Participation in the Nordic Countries During the Twentieth Century." In Christiansen, N. F. (Ed.). *The Nordic Model of Welfare: a Historical Reappraisal*. Museum Tusulanum Press.
- Amat, Francesc, Carles Boix, Jordi Munoz, and Toni Rodon. 2017.** "From Political Mobilization to Electoral Participation: Turnout in Barcelona in the 1930s." *Journal of Politics*, 82(4).
- Andersen, Kristi. 1996.** *After Suffrage: Women in Partisan and Electoral Politics before the New Deal*. University of Chicago Press.
- APSA Task Force. 2004.** "American Democracy in an Age of Rising Inequality." *Perspectives on Politics* 2(4): 651–666.
- Barber, Michael, and Kosuke Imai. 2014.** "Estimating Neighborhood Effects on Turnout from Geocoded Voter Registration Records." Princeton, NJ: Mimeo.
- Barreto, Matt A. 2018.** "The Cycle of Undermobilization of Minority Voters." *Journal of Race, Ethnicity and Politics*, 3(1): 185-188.

- Blom Ida. 2012.** “Structures and Agency: a Transnational Comparison of the Struggle for Women’s Suffrage in the Nordic Countries during the Long 19th Century.” *Scandinavian Journal of History*, 37(5): 600-620.
- Burns, Nancy, Kay L. Schlozman, and Sidney Verba. 2001.** *The Private Roots of Public Action*. Harvard UP.
- Caraway, Teri L. 2004.** “Inclusion and Democratization: Class, Gender, Race, and the Extension of Suffrage.” *Comparative Politics*, 36(4), 443-460.
- Carpenter, Daniel and Collin D. Moore. 2014.** “When Canvassers Became Activists: Antislavery Petitioning and the Political Mobilization of American Women.” *American Political Science Review*, 108(3), 479-498.
- Carpenter, Daniel, Zachary Popp, Tobias Resch, Benjamin Schneer, and Nicole Topich. 2018.** “Suffrage Petitioning as Formative Practice: American Women Presage and Prepare for the Vote, 1840-1940.” *Studies in American Political Development* 32(1): 24.
- Cho, Wendy. K. T., Gimpel, James. G., and Dyck, Joshua. J. 2006.** “Residential Concentration, Political Socialization, and Voter Turnout.” *Journal of Politics*, 68(1), 156–167.
- Corder, J. Kevin, and Christina Wolbrecht. 2006.** “Political Context and the Turnout of New Women Voters after Suffrage.” *The Journal of Politics*, 68(1), pp.34-49.
- Corder, Kevin, J. and Christina Wolbrecht. 2016.** *Counting Women’s Ballots*. Cambridge UP.
- Costa, Dora L. 2000.** “From Mill Town to Board Room: The Rise of Women’s Paid Labor.” *Journal of Economic Perspectives* 14(4):101-122.
- Crane, Randall. 2007.** “Is There a Quiet Revolution in Women’s Travel? Revisiting the Gender Gap in Commuting.” *Journal of the American Planning Association* 73(3): 298-316.
- Duverger, Maurice. 1955.** *The Political Role of Women*. Paris: UNESCO.
- Evans, Richard J. 1977.** *The Feminists: Women’s Emancipation Movements in Europe, America and Australasia 1840-1920*. Routledge.

- Fieldhouse, Edward, and David Cutts. 2012.** “The Companion Effect: Household and Local Context and the Turnout of Young People.” *The Journal of Politics* 74(3): 856-869.
- Florin, Christina. 2009.** “Heightened Feelings! Emotions as ‘Capital’ in the Swedish Suffrage Movement.” *Women’s History Review*, 18(2): 181-201.
- Foladare, Irving S. 1968.** “The Effect of Neighborhood on Voting Behavior.” *Political Science Quarterly* 83(4): 516-529.
- Folke, Olle, and Joanna Rickne. 2016.** “The Glass Ceiling in Politics: Formalization and Empirical Tests.” *Comparative Political Studies*, 49(5), 567–599.
- Fraga, Bernard L. 2018.** *The Turnout Gap: Race, Ethnicity, and Political Inequality in a Diversifying America.* Cambridge UP.
- Fuchs, Lawrence H. 1955.** “American Jews and the Presidential Vote.” *The American Political Science Review* 49(2): 385-401.
- Haavet, Inger E. 2006.** “Milk, Mothers and Marriage: Family Policy Formation in Norway and Its Neighboring Countries in the Twentieth Century.” In Christiansen, N. F. (Ed.). *The Nordic Model of Welfare: a Historical Reappraisal.* Museum Tusulanum Press.
- Henning, Cecilia, and Mats Lieberg. 1996.** “Strong Ties or Weak ties? Neighbourhood Networks in a New Perspective.” *Scandinavian Housing and Planning Research* 13(1): 3-26
- Huckfeldt, R. Robert, and John Sprague. 1995.** *Citizens, Politics and Social Communication: Information and Influence in an Election Campaign.* Cambridge UP.
- Huddy, Leonie, 2013.** “From Group Identity to Political Cohesion and Commitment.” In Leonie Huddy, David O. Sears, and Jack Levy (Eds.). *Oxford Handbook of Political Psychology.* New York: Oxford UP.
- Hughes, Melanie. 2011.** Intersectionality, Quotas, and Minority Women’s Political Representation Worldwide. *American Political Science Review*, 105(3), 604-620
- Iversen, Torben and Frances Rosenbluth. 2006.** “The Political Economy of Gender: Explaining Cross-National Variation in the Gender Division of Labor and the Gender Voting Gap.” *American Journal of Political Science*, 1–28.

- Johnston, Ron, Carol Propper, Simon Burgess, Rebecca Sarker, Anne Bolster, and Kelvyn Jones.** 2005. "Spatial Scale and the Neighbourhood Effect: Multinomial Models of Voting at Two Recent British General Elections." *British Journal of Political Science* 35(3): 487-514.
- Kessler-Harris, Alice.** 2007. *Gendering Labor History*. University of Illinois Press.
- Kim, Jeong Hyun.** 2017. "Direct Democracy and Women's Political Engagement." *American Journal of Political Science*.
- Kittilson, Miki C., and Leslie Schwindt-Bayer.** 2010. "Engaging Citizens: The Role of Power-Sharing Institutions." *The Journal of Politics* 72(4): 990-1002.
- Lewis, Jane, Mary Campbell, and Carmen Huerta.** 2008. "Patterns of Paid and Unpaid Work in Western Europe: Gender, Commodification, Preferences and the Implications for Policy." *Journal of European Social Policy* 18(1): 21-37.
- Lundström, Tommy.** 1996. "The state and voluntary social work in Sweden." *Voluntas: International Journal of Voluntary and Nonprofit Organizations* 7(2): 123-146.
- McClurg, Scott D.** 2006. "Political Disagreement in Context: The Conditional Effect of Neighborhood Context, Disagreement and Political Talk on Electoral Participation." *Political Behavior* 28(4): 349-366.
- Morgan-Collins, Mona.** 2021. "The Electoral Impact of Newly Enfranchised Groups: The Case of Women's Suffrage in the United States." *Journal of Politics*.
- Mutz, Diana. C.** 2002. "The Consequences of Cross-Cutting Networks for Political Participation." *American Journal of Political Science*, 838-855.
- Nordström, Alf.** 1968. *Södertälje Stads Historia 2*. Södertälje: Södertälje Stads Drättselkammare.
- Peterson, Anna M.** 2018. *Maternity Policy and the Making of the Norwegian Welfare State, 1880-1940*. Springer.
- Postmes, Tom, and Nyla R. Branscombe.** 2002. "Influence of Long-Term Racial Environmental Composition on Subjective Well-Being in African Americans." *Journal of*

Personality and Social Psychology 83(3): 735.

Rosenstone, Steven J., and John Hansen. 1993. Mobilization, Participation, and Democracy in America. Macmillan Publishing Company.

Sainsbury, Diane. 2001. “Gender and the Making of Welfare States: Norway and Sweden.” *Social politics: International Studies in Gender, State & Society*, 8(1): 113-143.

Sinclair, Betsy. 2012. *The Social Citizen: Peer Networks and Political Behavior*. University of Chicago Press.

Skocpol, Theda. 1995. *Protecting Soldiers and Mothers: The Political Origins of Social Policy in the United States*. Harvard: Harvard UP.

Stanfors, Maria. 2003. *Education, Labor Force Participation and Changing Fertility Patterns: a Study of Women and Socioeconomic Change in Twentieth Century Sweden*. Almqvist & Wiksell International.

Sjögren, Åsa Karlsson. 2012. “Women’s Voices in Swedish Towns and Cities at the Turn of the Twentieth Century: Municipal Franchise, Polling, Eligibility and Strategies for Universal Suffrage.” *Women’s History Review*, 21(3), 379-398.

Skorge, Øyvind, forth. *Mobilizing the Underrepresented: Electoral Institutions and Gender Inequality in Political Participation*. Forthcoming in the *American Journal of Political Science*.

Swensson, Lars. 2004. “A Story of Equalisation: Female and Male Waves in Sweden 1920-1995.” In Christer Lundh, et al. (eds) *Wage Formation, Labour Market Institutions and Economic Transformation in Sweden 1860-2000*, Lund studies in Economic History, Malmqvist and Wiesel.

Teele, Dawn. L. 2018. “How the West Was Won: Competition, Mobilization, and Women’s Enfranchisement in the United States.” *The Journal of Politics*, 80(2).

Tingsten, Herbert. 1937. *Political Behaviour: Studies in Election Statistics*. P. S. King.

Uppenberg, Carolina. 2012. “Female Workers but not Women: Paradoxes in Women’s

Conditions and Strategies in Swedish Trade Unions, 1900–1925.” *Moving the Social*, 48: 49-72.

Valenzuela, Ali A., and Melissa R. Michelson. 2016. “Turnout, status, and identity: Mobilizing Latinos to vote with group appeals.” *American Political Science Review* 110(4): 615-630.

Vikström, Lotta. “Different Sources, Different Answers: Aspects on Women’s Work in Sundsvall, Sweden, 1860–1893.” *Interchange*, 34(2-3): 241-259.

Völker, Beate, Henk Flap and Siegwart Lindenberg. 2007. “When Are Neighbourhoods Communities? Community in Dutch Neighbourhoods.” *European Sociological Review*, 23(1): 99–114.